




# OPTIMUM CONDITIONS OF USAGE FOR YOUR **PERICOOL®** PANEL



[www.pericool.com](http://www.pericool.com)



GUIDELINE FOR YOUR PERICOOL® PANEL	
<b>Installation</b>	Follow the product instruction manual for correct installation
	Keep the water tank away from direct sun light
	Minimize the PERICOOL®'s exposure to sunlight
<b>Water characteristics</b>	Recommended $6 < \text{pH} < 8$
	Do not use hot water (water at room temperature only)
	Max $\text{CaCO}_3$ 250ppm
	Do not add any chemicals to the water
<b>Cleaning</b>	Do not wash with water under high pressure
	Do not use products that contains Chlorine, weed killers, erasers or any chemical products
	Use only clean water and a dry soft brush
<b>Maintenance</b>	Dry the PERICOOL® (completely) once every 24h
	Minimize on/off wetting cycle
	During the operating season, change the water weekly by removing the whole content of the tank
	Maintain the mineral discharge ratio at minimum 5% (or higher depending on water quality)
	Clean the water filters once a week (Do not operate without filters)
	Avoid contamination with weed killers, erasers or dust
	Drain the water from PERICOOL® panels, gutters and water reservoir during the non-operating season
 <b>For further indications read the product manual</b>	



TERMOTECNICA PERICOLI SRL

P.o. Box 262 - 17031 Albenga (SV), Italy- Tel. +39 0182 589006 - Fax +39 0182 589005

[www.pericoli.com](http://www.pericoli.com) - [termotecnica@pericoli.com](mailto:termotecnica@pericoli.com)

